

VORTEX

Dealer Name & Address

Email **Tel/Fax**

Client Name & Address

Email **Tel/Fax**

Vortex size

Reserve	Order	Own
Main	Order	Own

Options included

Spacer fabric Back Pad

Cut-in Laterals

Spacer fabric inner on Leg Straps

Hacky Freely Hacky Colour:

Freely Handle Colour:

Soft Reserve (Puff) Handle Colour:

Loop type Reserve Handle Colour:

Hard Reserve Handle

Cutaway Handle: Puff type or Loop type

Stainless Steel Hardware

Standard Harness

Hip rings Full rings

Internal Riser Cover Flaps

Chest Strap Size: Narrow Ty 17 Wide Ty 8

Main deployment options

BOC Wingsuit Bridle

Pull Out Dynamic corners

Riser Type

Large (Type 8)

Mini (Type 17) RSL or Skyhook

Dive loops:

Extras - Add

RSL or Skyhook

Magnetic Riser Covers

Swoop Belly Band

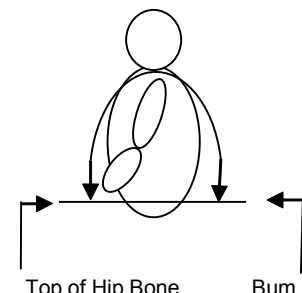
All containers come Cypress/Vigil/ MARS ready

Order Cypress Order Vigil Order MARS


Gear-bag Black only

Vortex Mini Bag, Black, plus: Red or Royal Blue or Orange Binding tape

Model	Order #	Serial #
Date received	Date Processed	
Yoke	MLW:	LAT:
Date	No of jumps	

Chest	Male <input type="checkbox"/>	Female <input type="checkbox"/>
Waist	Hip to Bum - Have the person stand relaxed and balanced. Start measuring in front of the body, from the top of the hip bone to a point below the nipple, over the nipple, over the shoulder to the bum. Make sure that your measurement ends in line with the start point at the top of the hipbone.	
Hip		
Thigh		
Inseam		
Weight		
Height	 <p>Top of Hip Bone Bum</p>	

Vortex Embroidery Color

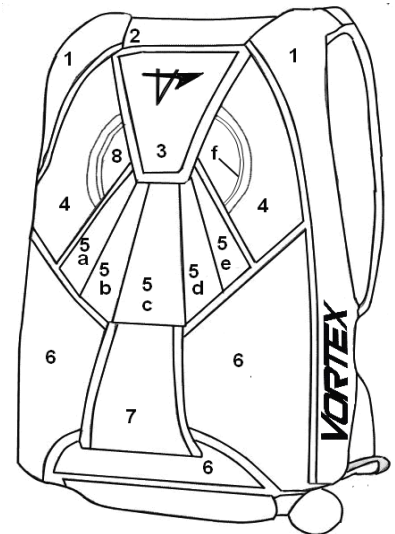
Sides # 3: 

Container Colors

1)
2)
3)
4)
5a)
b)
c)
d)
e)
6)
7)
8)

Color options

Cutaway color
Binding Tape
Binding Tape Thread
Leg Pad
Harness



Pinstripes

Starburst
a-b
b-c
c-d
d-e
Pop Top
f

Special Instructions

Custom Embroidery

